






Execution - Financial Report(Tree)

Home (46) Financial Report(Tree) X

Organization Manufacturing Discrete Year 24-25 Period Sep-24 Report Balance Sheet Activity Project

Show Accounts with Zero balance: ☐

Path	Sep-24
▼ Asset	3,099,778.69
▼ Current Asset	3,098,008.69
WIP	122,557.83
▶ Cash & Bank	-8,463.00
▼ Inventory	2,983,868.86
Stock in hand	2,983,868.86
▶ Tax Credit	45.00
▶ NON-Current Asset	1,770.00
▼ Equity & Liabilities	3,099,778.69
▶ Current Liabilities	12,882.00
▼ Non-Current Liabilities	5,000.00
InterUnit Payable	5,000.00
▼ Capital Account	3,081,896.69
▼ Reserves & Surplus	3,081,896.69
Current year Earnings	3,081,896.69

   Download  

The user clicks on the "ok" button, the system will generate the report

Criteria

Selection fields

- 1) Organization: The user has to select the Organization in this field to generate reports for the particular organization.
- 2) Year: Select to choose the financial year in this field to fill in the year data.
- 3) Period: Select the period in this field to filter the selected month data to populate.
- 4) Report: Select the report name in this field to generate a report

5) Project: Select a project parameter to see data against it.

6) Activity: Select an activity parameter to see accounting data against it.

Output fields

1) Based on the Report line set configuration, the Balance sheet, Trial balance and P&L Report.

2) Based on the Report Column Configuration, you can see the yearly, Quarterly and Monthly Reports.

Revision #7

Created Wed, Jan 17, 2024 6:03 PM by [Venkatesh](#)

Updated Tue, Oct 1, 2024 3:26 PM by [Harishprabu G](#)