

Financial Report Tree




Home (54)

Summary



Financial Report(Tree) x

Organization : Manufacturing Discrete Business partner : Product :
Report: Income Sheet Period : Apr-23 Show Accounts with Zero balance: ☐

Path	Apr-23	Mar-23	Current Year
▼ Sales		20,000.00	
Sales - Trade		20,000.00	
▼ Cost of Sales	-500.00	94,049.00	-500.00
COGS		750.00	
Change in Inventory Cost	-500.00	93,299.00	-500.00
▼ Expense	-6,600.00	14,100.00	-6,600.00
▶ Direct Expenses	-10,500.00	9,000.00	-10,500.00
▶ Indirect Expenses	3,900.00	5,100.00	3,900.00
Net Profit	7,100.00	-88,149.00	7,100.00



Download



These Form is used to run the financial Reports.

Selection Field :

1. Organization : Used to give a organization filter
2. Business Partner : Used to filter Business partner wise
3. Product : Used to filter the repot Product wise
4. Report : Used to select the report name for run the report
5. Period : Used to select the Period for generate output
6. Show Accounts with zero balance : Used to show the zero balance records also

Output Fields :

1. In these report we can enhance the Output fields as per our requirements. Ex : Path ,

Month , year, ...

Revision #1

Created Wed, Aug 16, 2023 3:48 PM by [Prasanth P](#)

Updated Wed, Aug 16, 2023 3:55 PM by [Prasanth P](#)