

# Material Issue

- Introduction
  - Introduction
- Tabs
  - Material Issue
  - Material Issue Lines
- Document Actions
  - Validations
  - Actions
- Process
  - Issue Process
  - Issue Line process
- Videos
  - Videos
- Reports

# Introduction

# Introduction

## **Introduction:**

Material Issue window used to issue the material against the Indent raised.

## **Business case:**

In an industry, once the manufacturing order is released by the planning person. The production supervisor will raise a material indent to the store person. Based on the raised Indent Material Issue will be done.

# Tabs

Tabs

# Material Issue

The screenshot shows the 'Material Issue' form in the Konnect ERP Demo application. The form is titled 'Material Issue' and has a search bar. The 'Data required' section includes fields for Client (Konnect Demo), Organization (Manufacturing Discrete), Document No (800178), Description, Document Type (Material Issue), Date Required (05/03/2020), Account Date (05/03/2020), User/Contact (harishprabu.g), Warehouse (Main Warehouse), Document Status (Drafted), and Currency (INR). There are buttons for 'Document Action' and 'Create lines from'. Below the form is a table with columns: Organization, Description, Project Line, Delivered, Product, Source Warehouse, Manufacturing Order BOM Line, and Manufacturing O. The table shows 'No Records Found'. At the bottom right, there is a message: 'Activate Windows Go to Settings to activate Windows.'

## Critical Fields:

- 1) Date Required & Account Date - Date required and Account date need to be selected.
- 2) Warehouse - Reference from Material indent source warehouse.

## Critical & onetime setup fields:

- 1) Organization Field- This Field is used to select the organization which you are going to process the order.
- 2) Target Document Type- This Field is used to select the type of the document that you are going to process.

## **Non-Critical Fields:**

- 1) User/Contact - The Person who is requesting the indent.
  - 2) Project- If this order is processed against a project user can tag the project for tracking.
  - 3) Campaign - If this order comes with the mobile marketing campaign
- 

## **Serial number/Lot number (ASI):**

The values of the actual Product Attribute Instances. The product level attributes are defined on Product level.

---

## **Zoom conditions:**

- 1) Material Indent
- 






## **Customization:**

# Material Issue Lines

⏮ ⏪ 1/3 ⏩ ⏭

[Home \(110391\)](#) | 
 [Summary](#) | 
 [Material Receipt: 1000751 ✕](#) | 
 [Material Issue: 213 ✕](#)

[Material Issue > Lines](#)

Attributes		Attributes					
     21 Records		<div> <div>&lt;</div> <div>1</div> <div>/ 3</div> <div>&gt;</div> </div>					
<input type="checkbox"/>	Organization	Date Material Policy	Auto Generated	Attribute Set Instance	Movement Quantity	Material Issue Line	Active
<input checked="" type="checkbox"/>	HQ	04/11/2020	<input type="checkbox"/>	1_1_1_1_1_1_1_#1	1	1000166	<input checked="" type="checkbox"/>
<input type="checkbox"/>	HQ	04/11/2020	<input type="checkbox"/>	2	1	1000166	<input checked="" type="checkbox"/>
<input type="checkbox"/>	HQ	04/11/2020	<input type="checkbox"/>	3	1	1000166	<input checked="" type="checkbox"/>
<input type="checkbox"/>	HQ	04/11/2020	<input type="checkbox"/>	4	1	1000166	<input checked="" type="checkbox"/>
<input type="checkbox"/>	HQ	04/11/2020	<input type="checkbox"/>	5	1	1000166	<input checked="" type="checkbox"/>

[Material Issue and Return](#) > Lines

Data required

Client: 
 Organization:

Material Issue: 
 Material Indent Line:

Line: 
 Indent Type:

Description:

Source Warehouse: 
 Locator:

Product: 
 Attribute Set Instance:

Substitute: 
 Asset:

Quantity: 
 UOM:

Manufacturing Cost: 
 Collector:

☐ Processed

Reference

Attributes

1 Records

	Organization	Date Material Polic	Auto Generate	Attribute Set Instance	Movement Quantit	Material Issue Lin	Active
<input type="checkbox"/>	Manufacturing Discrete	09/04/2024	<input type="checkbox"/>	test1	1	1008639	<input checked="" type="checkbox"/>

This Sub tab is only used for viewing Purpose you cant Add or Edit in this sub tab.

Substitute serial number to be searched in ASI Search process.

## Customization:

- 1) ASI Scan option in process Button, its help to scan multiple serial numbers and it will populate concurrent serial numbers in Attribute tab.
- 2)ASI Search: The ASI Scan option in the process button allows users to scan multiple serial numbers, which will then populate the corresponding serial numbers in the Attribute tab



# Document Actions

# Validations

## **Save:**

System check whether all the mandatory field are filled

---

## **Delete:**

System will check the data's provided and change the document status to In progress status.

---

## **Document action prepare:**

System will check the data's provided and change the document status to In progress status.

---

## **Document action complete:**

System will change the document status to complete.And make the Indent to visible in Material Issue Screen.

---

## **Document action void/reverse correct actual:**

Void- system will reverse all the cost transaction data's and change the document status to Void

---

## **Document action close:**

System will check whether all the activity for the document is completed and change the

Document status to close.

# Actions

## **Verify:**

Not applicable

---

## **Create lines from:**

1) If Manufacturing document number is selected system will display the material need to be issued based on the concern manufacturing order number. User can select the product that need to be issued and enter the Issue quantity.

2) If Material Indent document number is selected system will display the material need to be issued based on the concern Material Indent number. User can select the product that need to be issued and enter the Issue quantity.

---

## **Copy from/lines:**

Not applicable

---

## **<custom actions>**

# Process

# Issue Process

KONNECT ERP

material issue

Logesh D@Konnect Demo/Manufacturing Discrete/Konnect Demo Instance Admin

Feedback | Profile | Preference | Change Role | Log Out

Home (97) | Summary | **Material Issue and Return: ...** | Material Indent: 1000162

**Material Issue and Return**

Data required

Client: Konnect Demo

Document No: 1000098

Description:

Document Type: Konnect Material Issue

Date Required: 06/07/2023

User/Contact: Logesh D

Document Status: Completed

Organization: Manufacturing Discrete

Account Date: 06/07/2023

Warehouse: Ambad WHS

Locator:

Currency: INR

Return: ☐ Reversal: ☐

Approved Level 1: ☐ Approved Level 2: ☐

Create lines from

Document Action

Posted

Processed: ☒ Approved: ☒

Reference

1) **ASI Product Scan** : Its help to scan multiple serial numbers and it will populate concurrent serial numbers in Attribute tab

# Issue Line process

The screenshot shows the 'Material Issue and Return' form in the KONECT ERP system. The form is titled 'Material Issue and Return: ...' and has a tab for 'Material Indent: 1000162'. The form is divided into several sections for data entry:

- Client:** Konekt Demo
- Organization:** Manufacturing Discrete
- Material Issue:** 1000098
- Material Indent Line:** 1000157\_1
- Line:** 1
- Indent Type:** Manufacturing Order Issue(ShopFloor)
- Description:** (empty text area)
- Source Warehouse:** Ambad VHS
- Locator:** AS1A2
- Product:** Wires\_Wires
- Attribute Set Instance:** (empty text area)
- Substitute:** (empty text area)
- Asset:** (empty text area)
- Quantity:** 48
- UOM:** METERS
- Manufacturing Cost Collector:** (empty text area)

At the bottom of the form, there is a checkbox labeled 'Processed' which is currently unchecked. A 'Reference' tab is visible at the bottom left.

1) **ASI Scan** : Its help to scan multiple serial numbers and it will populate concurrent serial numbers in Attribute tab

# Videos



Videos

# Videos

[https://www.youtube.com/watch?v=q814\\_Mj1iPM](https://www.youtube.com/watch?v=q814_Mj1iPM)

# Reports

S.NO	Report type	Report Name	Report Purpose
1	Menu Report	Material Indent to Issue with stock	This report is used to track Material issued quantity against material request quantity with on-hand stock.