

Material Stock with Value

- Introduction
 - Introduction
- Execution
 - Execution

Introduction

Introduction

Introduction:

This Report shows the stock details of the product with value.

Business Example:

In the manufacturing industry, the Stock of the product needs to be tracked during production Issues and FG stock needs to be tracked after completing the manufacturing. this report is used to track the Details with product value.

Execution

Execution

Selection fields

Home (11)

Generate SQL Report ✕

Material Stock with Value

Org

MainHQ

Product

100NA9007_Cotton Waste

Date From

01/04/2022

Date To

03/05/2022

Home (11)

Generate SQL Report ✕





Report: Material Stock with... ✕

Report: Material Stock with Value

HTML

Material Stock with Value

☐ Summary



Parameter:

AD_Instance_ID

= 2234069

Date To

= 03/05/2022

Date From

= 01/04/2020

Product

= 100NA9007_Cotton Waste

Organization

= MainHQ

Organisation	Product	Amount	Issueqty	Receiptqty	Qty
HQ_MainHQ	100NA9007_Cotton Waste	1,900	0	50	50
HQ_MainHQ	Closing Balance	1,900	0	50	50

Criteria:

This report is used to track the stock detail of the product with the Value

Selection fields:

- 1) Organization- Select the required organization from where the stock details have to be populated.
 - 2) Product- Select the product system that will display the stock detail for the selected product.
 - 3) Date From & To - Field used to select the date range to filter the records.
-

Output fields:

- 1) Organization- The name of the organization will be displayed
- 2) Name- The name of the product from the product master will be displayed.
- 3) Amount - Inventory amount for the qty onhand value.
- 4) Issue qty - The qty issued on the date range against the product.
- 5) Receipt qty - The qty added in onhand from production and material receipt
- 6) Qty - Onhand qty for the products populate.