

Execution

Home

Summary

Open Quotation ✕

Open Quotation ✕


Report: Open quotation ✕


Report: Open quotation


HTML ▾


Open quotation ▾

☐ Summary









Quotation Number	Date Ordered	Business Partner	Business Partner Group	Line	Product	UOM	Quantity	Price	Line Amount	Amount With Tax	Sales Rep	Sales Transaction	Delivery Terms	Line Amount	Description	Grand Total
10066_05/04/2020	05/04/2020	CPU Board pvt ltd	Customer	10	Board	Each	1	127,937.00	127,937.00	127,937.0	hemalekha.v	Yes		127,937.00		127,937.0
20011_29/01/2020	29/01/2020	MAK Controls	Customer	10	Acer vetro cpu1	Each	1	5,000.00	5,000.00	5,900.0	ghprabu	Yes		5,000.00		5,900.0
20008_29/01/2020	29/01/2020	MAK Controls	Customer	10	Finished Product 002	Nos	1	1,200.00	1,200.00	1,200.0	ghprabu	Yes		1,200.00		1,200.0

Criteria

This report used to how many orders not convert from quotation to order

Selection fields

Home	Summary	Open Quotation ✕																										
Do you want to start the Process?																												
Organization		<input type="text"/>																										
Business Partner		<input type="text"/>																										
Business Partner Group		<input type="text"/>																										
Date Ordered		<input type="text" value="01/01/2020"/>					<input type="text" value="30/04/2020"/>																					
Sales Representative		<input type="text"/>																										
		<input type="checkbox"/> Run as Job																										

- 1.Organisation :Select the organization from where the report needs to populate and display the data.
- 2.Business partner: System will display the business partner name from the quotation document
- 3.Business partner group: select the business partner group
- 4.Date ordered: This field user to document creation date updating purpose
- 5.Sales Representative :This field represents for who we going to Quotation prepare the product.

Output fields

- 1.Quotation Number :The document number is generated automatically by the system and determined by the document type of the document.
- 2.Date ordered: To show the quotation Order date
- 3.Business partner:This field represents for who we going to sales the product.
- 4.Business partner group : The Business Partner Group provides a method of defining defaults to be used for individual Business Partners.
- 5.line:Product serial number
- 6.Product : Product will be displayed by the system from the quotation selected.
7. Uom: This field used to Product -unit of measurement
- 8.Quantity :How many qty prepare against the Quotation
- 9.Price : Product price details show in this field
- 10.Line amt: To show the Line amount with out tax detail
- 11.Amount With Tax
- 12.Sales Representative :This field represents for who we going to Quotation prepare the product.
- 13.Sales Transaction : Sales transaction details (Ye or No) result details show in this field
- 14.Delivery Terms
- 15.Description
- 16.Grand Total

Updated Mon, May 4, 2020 2:28 PM by [Vijayakumar S](#)