

Tabs

- Project Type Header
- Standard Phase
- Standard Phase>>Standard Task

Project Type Header

The screenshot shows a web application interface for managing Project Types. At the top, there's a navigation bar with tabs: 'Home (116)', 'Summary', and '*Project Type' (which is active). Below the navigation bar is a toolbar with various icons for actions like create, edit, delete, search, and print. The main form area is titled 'Project Type' and contains several fields: 'Client' (a dropdown menu with 'Konnect Demo' selected), 'Organization' (a dropdown menu with 'Manufacturing Discrete' selected), 'Name' (a text input field with a red border), 'Description' (a text input field), 'Comment/Help' (a larger text input field), 'Active' (a checkbox that is checked), and 'Project Category' (a dropdown menu with 'General' selected). Below the form, there's a section for 'Standard Phase' and 'Standard Task', both with dropdown menus. At the bottom, there's a table with columns: 'Organization', 'Project Type', 'Sequence', 'Name', 'Description', and 'Comment'. The table is currently empty, with a message 'No Records found' displayed below it.

Home (116) Summary *Project Type

Project Type

Inserted

Client Konnect Demo Organization Manufacturing Discrete

Name

Description

Comment/Help

☒ Active

Project Category General

Standard Phase Standard Task

0 Records

Organization	Project Type	Sequence	Name	Description	Comment
--------------	--------------	----------	------	-------------	---------

No Records found

Critical Fields :-

1. Name : Name of the Project Type
2. Project category : This field represents project category
 - 2.1. Asset project
 - 2.2. General
 - 2.3. Service (Charge) project
 - 2.4. Work order (job)

Critical & one-time setup fields

- 1) Organization Field- This Field is used to select the organization to which you are going to process for the project Type.

Non-Critical fields :-




1. Description : Used to describe specifics about a Project or any other note, information, or data corresponding to project Type
2. Comment/Help : To keep information about comments or to mention any.
3. Active (Check Box) : To enable or disable active state of project

Standard Phase

Home (116) Summary *Project Type: Project One x Product x

[Project Type](#) > Standard Phase ◀ ▶ ++1/1

Inserted

<p><u>Client</u>* <input type="text" value="Konnect Demo"/></p> <p><u>Project Type</u>* <input type="text" value="Water Jet Cutting Machine"/></p> <p>Sequence* <input type="text" value="10"/> </p> <p>Name* <input type="text" value="Project One Phase One"/></p> <p>Description* <input type="text" value="Project One Phase One"/></p> <p>Comment/Help* <input type="text"/></p> <p><input checked="" type="checkbox"/> Active</p> <p><u>Product</u>* <input type="text"/> </p> <p>Standard Quantity* <input type="text" value="1"/> </p>	<p><u>Organization</u>* <input type="text" value="Manufacturing Discrete"/></p>
---	---

Standard Task

0 Records

	Organization	Standard Phase	Sequence	Name	Description	Comment/Help
No Records found						

Critical Fields :-

1.Sequence : To apply sequence for the phase of project to be followed. It will be auto-generated by system but user can edit accordingly.

1. Name : Name of the Phase

2. Standard Quantity : This field is to mention standard quantity of project which is mandatory

Critical & onetime setup Fields

1.Organization Field- This Field is used to select the organization which you are going to process the document.

Non-Critical fields :-

1. Description : Used to describe specifics about a Project Phase or any other note, information corresponding to project Phase
2. Comment/Help : To keep information about comments or to mention any.
3. Active (Check Box) : To enable or disable active state of project phase.
4. Product : Product details to add under project if required

Standard Phase>>Standard Task

Home (116) Summary *Project Type: Project One x Product x

Project Type > Standard Phase > Standard Task

Inserted

Client* Konnect Demo Organization* Manufacturing Discrete

Standard Phase* Project One Phase One_Project One

Sequence* 10

Name* Task One

Description

Comment/Help

☒ Active

Product*

Standard Quantity* 1

Critical Fields :-

1.Sequence : To apply sequence for the Task under project Phase to be followed. It will be auto-generated by system but user can edit accordingly.

1. Name : Name of the Task

2. Standard Quantity : This field is to mention standard quantity of project Phase task which is mandatory

Non-Critical fields :-

1.Description : Used to describe specifics about a Project Phase Task or any other note, information corresponding to project Phase

2.Comment/Help : To keep information about comments or to mention any.

3.Active (Check Box) : To enable or disable active state of project phase task.

4.Product : Product details to add under project Phase task if required.