

# RFQ Topic

- Introduction
  - Introduction
- Tabs
  - RFQ Topic Header
  - Subscriber
  - Subscriber>Restrictions
- Validation
  - Validation
- Video
  - Video

# Introduction

# Introduction

## **Introduction**

RFQ stands for request for quotation, sometimes called a request for quote. It is a document that details a buyer's requirements and asks vendors to respond with pricing and payment terms.

According to RFQ there are different RFQ Topics

---

## **Business Example**

RFQ Topics used in transactions are as per Business Partner, Product, Product categories, Regions, Business partner types, Etc.









































# Tabs

# RFQ Topic Header

Home (63)

Summary

\*RfQ Topic X



Topic

+5/5

Inserted

Client\*

Konnect Demo

Organization\*

1

Name\*

Description

☒ Active

☐ Self-Service

Print Format

Subscriber

Restriction

0 Records

	RfQ Topic	Business Partner	Partner Location	User/Contact	Active	Subscribe Date	Opt-out Date
No Records found							

## Critical Fields

1. Organization: This field is used to select the organization
2. Name: RFQ Topic name For Example RFQ-Automobile Parts, RFQ-RAW Material, RFQ-Ploymers, RFQ-Textile industries, RFQ-Food industries Etc.

## Non-Critical Fields

1. Description: To describe specifics about RFQ topic or notes.
2. Print Format: It is a master data and used to assign print format to RFQ topic

# Subscriber

Home (63)Summary\*RfQ Topic: Automobile parts ✕

Topic > Subscriber

Inserted

Client\*

Konnect Demo

Organization\*

Automobile Industry

RfQ Topic\*

Automobile parts

Business Partner\*

Partner Location\*

User/Contact

Active

Subscribe Date

Opt-out Date

Restriction

0 Records

<input type="checkbox"/>	Organization	RfQ Subscriber	Active	Product	Product Category	Description
No Records found						

## Critical Fields

- 1. Business Partner: We can select existing/new customers here and this field is used to maintain the Vendor.
- 2. Partner Location: This field is updated automatically, based on business partner selection, and also updates location manually.

## Non-Critical Fields

- 1. User/Contact: User and contact details according to Business partner.
- 2. Active Check box to maintain active or in-active status of Subscriber.
- 3. Subscribe date and opt-out date is auto-fetched.

Tabs

# Subscriber>Restrictions

The screenshot shows a software interface with a tabbed menu at the top. The active tab is '\*RFQ Topic: Automobile parts \*'. Below the menu is a toolbar with various icons. The main content area is titled 'Topic > Subscriber > Restriction'. The form is labeled 'Inserted' and contains the following fields:

- Client**: A text box containing 'Konnect Demo'.
- Organization**: A text box containing 'Automobile Industry'.
- RFQ Subscriber**: A text box containing 'Automobile parts\_Renault & Nissan Business centre india'.
- Active**: A checked checkbox.
- Product**: A text box with a gear icon to its right.
- Product Category**: A dropdown menu.
- Description**: A text box.

## Critical Fields

1. Product: To select the product type an item, you can select the multiple products in this line item.
2. Product Category: To select Product Category.
3. Active check box to maintain active or in-active status

## Non-Critical Fields

1. Description: To describe specifics about document or notes.

# Validation



# Validation

## **Save**

1. System will check all mandatory fields.
- 

## **Delete**

1. System will delete the order and its historical details.

# Video

Video

# Video