





Package Line

[Packages](#) > [MPS Lines](#) > **Package Lines** ⏪ ⏩ +*1/1 ⏴ ⏵

Inserted

<u>Client</u>	XYZ Foundation	<u>Organization</u>	MainHQ
Package MPS	1000066	Sequence	10 
<u>Shipment/Receipt Line</u>		Package	1000066
Description			
<u>Product</u>		Quantity	0 
Weight	0.0 		

Critical Fields

- 1.Shipment/Receipt line:To select the Shipment/Receipt document number

Critical & onetime setup fields

1. Organization: This field is used to select the organization

Non-Critical Fields

- 1.Sequence:To enter the sequence number
- 2.Description :To enter the description details in this field
- 3.Product :while choosing the shipment document number, Product field details updated automatically
- 4.Quantity: To enter the Product qty details in this field
- 5.Weight:To enter the Weight details in this field

Zoom condition's

Customization

Revision #6

Created Wed, Aug 9, 2023 1:18 AM by [Vijayakumar S](#)

Updated Wed, Aug 9, 2023 7:46 AM by [Vijayakumar S](#)